



Vivarium & Laboratory
Research Equipment



R700 Series High Efficiency Cage & Rack Washers

The BetterBuilt R700 Series Cage and Rack Washer reflects the current desire for high efficiency equipment which consumes less energy, increases productivity and promises sustainability for the future.

- Oscillating Manifold Spray Jet System
- Separate Wash and Rinse Solution Piping and Nozzles
- Touchscreen Control System
- Inflatable Door Gasket
- VHP or Chlorine Dioxide Decontamination Chamber Capabilities
- Self Cleaning Filter
- Low-Profile Base Allows for Shallow Pit or Floor Mounting
- Fast Cycles and Low Utility Consumption



T200 Series Tunnel Cage Washers

The BetterBuilt T200 Series Tunnel Cage Washer is the result of a progressive approach to washer design which combines cleaning performance, ease of use and long term durability to meet the demands of today's busy facilities.

- Noise Reduction, Quiet Operation
- Touchscreen Controls
- Easy Access to Filter Basket Screens
- Positive Connection Spray Manifolds
- Numerous Energy Saving Standard and Optional Features
- Patented Dryer Design for 99.9% Dry Cages
- Automated Loading and/or Unloading Systems
- Integration of Bedding Handling Equipment



G403 Series Multi-level Glassware Washer

The BetterBuilt G403 Series Multi-level Glassware Washer is available as a vertical lift single door configuration with a unique four level cantilevered loading and handling design ideal for laboratory glassware.

- Mirror Finished Chamber Interior
- Single Door, Vertical Lift
- Touchscreen Controls
- Removable Spray Racks
- Top and Bottom Mounted Rotary Spray Arms
- Loading Racks with Individual Spindle Jets
- Steam or Electric Heating Systems



G403PT Series Multi-level Glassware Washer

The BetterBuilt G403PT Series Multi-level Glassware Washer is available as a vertical lift two door pass-thru configuration with a unique modular multi-tiered loading and handling design ideal for laboratory glassware.

- Mirror Finished Chamber Interior
- Two Door, Vertical Lift, Pass Thru Design
- Touchscreen Controls
- Modular Multi-Tiered Loading Rack
- Top and Bottom Mounted Rotary Spray Arms
- Loading Racks with Individual Spindle Jets
- Steam or Electric Heating Systems
- Automated Glassware Handling System



G100 & G200 Series Glassware Washers

The BetterBuilt G100 and G200 Series of Glassware Washers are automatic, multi-cycle machines for undercounter or freestanding installations. Capable of cleaning on 1 to 2 levels using spray arms and/or spindle racks, with multiple configurations available for maximum capacity.

- Automatic Washing and Thermal Disinfection
- Programmable Washing Cycles
- Controlled Detergent Dispensing
- Wide Range of Washing Accessories

D900 Glassware Dryer

The BetterBuilt D900 Glassware dryer features a fan driven convection air pattern for uniform heat within the cabinet. This high speed dryer is a companion to our Glassware Washer model G302.

- Large Capacity Chamber
- Stainless Steel Adjustable Wire Shelves
- Digital Temperature Controls
- Optional Loading Track for Racks





BF Series Bottle Fillers

The BetterBuilt BF Series Bottle Fillers provide uniform water delivery using either manual or automatic controls. All stainless steel construction, these units handle either 25 or 36 position common bottle baskets.

- Easy Glide Basket Slides
- Adjustable Height Manifold
- Removable Manifold for Cleaning Purposes
- Adjustable Automatic Fill Timer
- Custom Sizes and Configurations Available

B290 Series Manual Load Automatic Bottle Decapper

The BetterBuilt B290 Manual Load Automatic Bottle Decapper provides a consistent method of decapping water bottles, reducing worker fatigue and increasing productivity.

- Pneumatic Operation
- Bottle Caps Retained
- Bottle Basket Retainer Device Required
- Customizable to Suit Different Cap Types
- Automation Options Available



G302 Laboratory Glassware Washer

The BetterBuilt G302 Laboratory Glassware Washer provides heavy duty cleaning performance in a drop down door, single level, spindle header loading rack designed washer that will last for decades.

- Top and Bottom Mounted Rotary Spray Arms
- Two Chamber Sizes Available
- Steam or Electric Heating Systems
- Touchscreen Controls
- Numerous Spindle Header Loading Racks
- Single Drop Down Door

Activ™ Automation Solutions

We offer a wide variety of automated solutions to meet the challenges facing washing facilities in the laboratory and animal research industries. Our full range of automation solutions include:

- Activ™ Robotic Operating Solutions (ROS)
- Activ™ Integrated Automation Solutions (IAS)
- Activ™ Automated Dump Station (ADS)
- Activ™ Soiled Diverter Station (SDS)
- Activ™ Clean Diverter Station (CDS)
- Activ™ Automated Conveyor Systems (ACS)
- Activ™ View Data Collection & Control System
- Activ™ PM Component Usage & Operation Tracking



C200 Series

The BetterBuilt C200 Series Chute Bedding Dispenser is designed to accept rodent cages manually. Variable timed pneumatic valves simultaneously open to fill bedding into cages aligned beneath dispensing chutes. A precise controlled amount of fresh, free-flowing bedding materials is dispensed into each cage bottom.

- Precise Dispensing Controls
- Pneumatic Flap Valves
- Manually or Automatically Filled
- Optional Dust Collection System



D200 Series Automatic Bedding Dispensers

The BetterBuilt D200 Series Bedding Dispenser is an automatic, rain fall type, conveyor unit designed to dispense bedding into cages as they pass through the dispenser. This unit is designed to accept rodent cages as they are discharged from a tunnel cage washer, or as a stand-alone unit capable of handling most solid bedding materials.

- Rubber Coated Rollers, Minimize Noise
- O-ring Tension Design Drives Rollers
- Controlled Flipping of Cages with Patent Pending Device
- Integrated with Tunnel Cage Washer
- Manual Speed Controls for Rollers and Dispensing
- Safety Sensor on Bedding Hopper Lid
- Photo-Electric Sensor at Unload End





V700 Series Decontamination Chamber

The BetterBuilt V700 Series Decontamination Chamber is a heavy duty, single chamber, floor loading, and air tight chamber which provides a location for the decontamination of various laboratory items, equipment, materials, instruments and electronics. The integration of either Vapor Hydrogen Peroxide or Chlorine Dioxide generation equipment is provided.

- Modular Stainless Steel Construction
- Pneumatic Exhaust Damper
- Inflatable Door Gasket
- Ceiling Mounted Nozzles
- Internal Electrical Outlets
- Internal Distribution Fans
- Personnel Safety Features

MW Series Modular Walls

The BetterBuilt MW Series Modular Walls provide a barrier from unwanted sound, heat and contamination. The insulated panels are a solid, sturdy, easily installed system which is custom fabricated to suit site conditions.

- 3" Polyurethane Foam Injection
- 22 ga, Stainless Steel Covering on Both Sides
- Prefab Panels Connected with Cam-Locks
- Doors, Viewing Windows, Removable Access Panels



DD Series Downdraft Necropsy Tables

The BetterBuilt DD Series Downdraft Necropsy Tables provide an adjustable yet uniformed downward airflow, for full protection from strong fumes and odors.

- All Stainless Steel Construction
- Lift-out Hand Sink
- Perforated Work Surface
- Removable Air Baffles
- Cold Water Wash Down Capabilities
- Easy to Clean

R600 Series Cage & Rack Washer

The BetterBuilt R600 Series Cage and Rack Washer is the result of modern technology combined with a performance proven washer design. This approach delivers the cleaning performance, ease of use and long-term durability our washers are known for.

- High Pressure Overlapping Rotary Spray Arm System
- Choice of Four Models
- Touchscreen Controls
- Pit Mounted or Optional Floor Mounted Design
- Various Loading Racks Available
- Energy and Utility Saving Options
- Turbo Wash Option for Fast Cycle Times
- Custom Sizes and Configurations Available



C500 Series Cage & Bottle Washers

The BetterBuilt C500 Series Cage and Bottle Washer are designed for facilities that require a heavy duty washer with the same features as a floor mounted cage washer but in a smaller cabinet configuration.

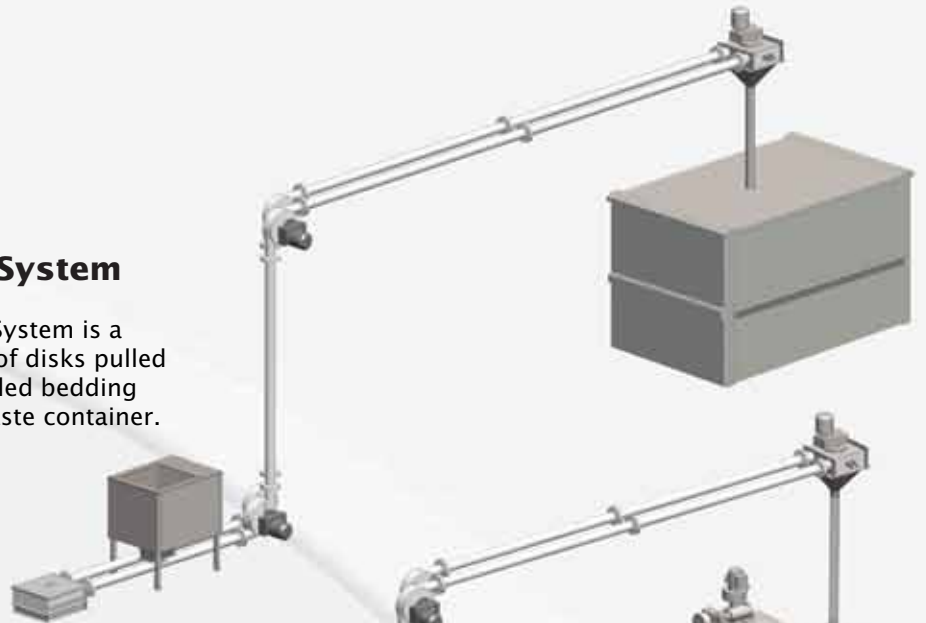
- High Pressure Rotary Spray Arm System
- Choice of Cabinet Size and Door Configuration
- Touchscreen Controls
- Steam or Electric Heating System
- Loading Racks for Bottles or Cages





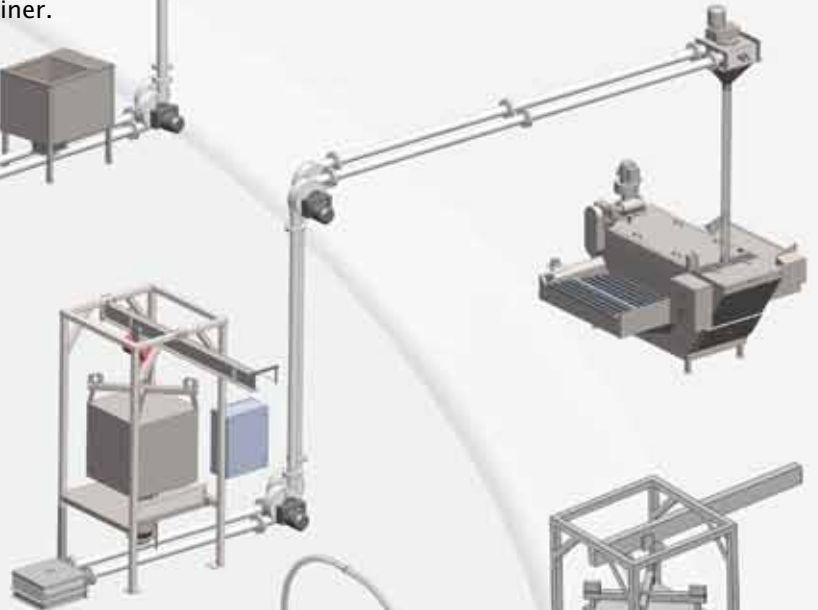
S200 Soiled Bedding Disposal System

The Sure-Flo™ S200 Soiled Bedding Disposal System is a tubular drag-chain using a continuous series of disks pulled through a transport pipe to convey moist soiled bedding and materials from a cage wash room to a waste container.



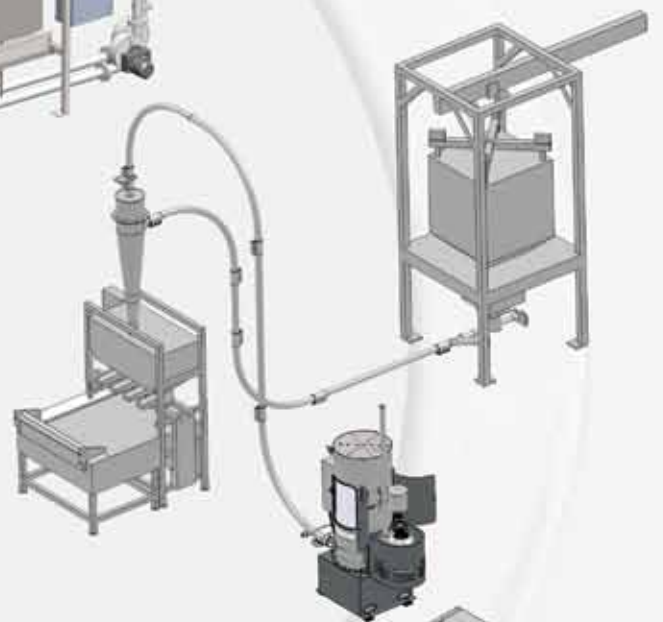
S210 Clean Bedding Delivery System

The Sure-Flo™ S210 Series Clean Bedding Delivery System is a tubular drag-chain conveying system designed to transport dry clean bedding within a cage wash facility to a bedding dispenser.



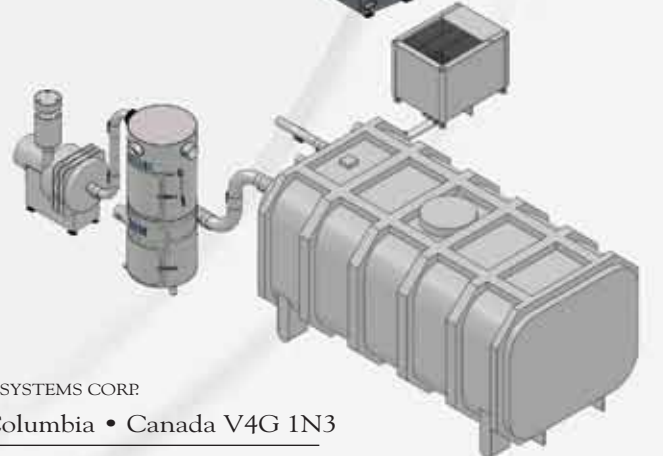
S270 Clean Bedding Delivery System

The Sure-VAC™ S270 Clean Bedding Delivery System is designed to pneumatically convey clean animal bedding from bulk storage to a bedding dispenser.



S260 Soiled Bedding Disposal System

The Sure-VAC™ S260 Soiled Bedding Disposal System is designed to pneumatically convey soiled bedding and materials from a cage wash room to a sealed vacuum waste container.



DIVISION OF NORTHWESTERN SYSTEMS CORP.

7601 MacDonald Road • Delta, British Columbia • Canada V4G 1N3

888-553-0855 • 604-952-0925 • Fax: 604-952-0941

www.sure-flo.ca • info@nsc-betterbuilt.com