



An Allentown company

Vivarium & Laboratory Research Equipment



R600 Series Cage & Rack Washer

The BetterBuilt R600 Series Cage and Rack Washer is the result of modern technology combined with a performance proven washer design. This approach delivers the cleaning performance, ease of use and long-term durability our washers are known for.

- Available with high pressure overlapping rotary spray arm, traveling manifold, or oscillating spray jet systems
- Choice of four models
- Touchscreen controls
- Pit mounted or optional floor mounted design
- Various loading racks available
- Energy and utility saving options
- Turbo wash option for fast cycle times
- Custom sizes and configurations available
- Green options available
- Steam or electric heating system



*Shown with
overlapping rotary spray arm system*



Traveling manifold system



Oscillating spray jet system



T200 Series Tunnel Washers

The BetterBuilt T200 Series Tunnel Cage Washer is the result of a progressive approach to washer design which combines cleaning performance, ease of use and long term durability to meet the demands of today's busy facilities.

- Noise reduction, quiet operation
- Touchscreen controls
- Easy access to filter basket screens
- Positive connection spray manifolds
- Numerous energy saving standard and optional features
- Automated loading and/or unloading systems
- Integration of bedding handling equipment
- Custom lengths available



C500 Series Cage & Bottle Washers

The BetterBuilt C500 Series Cage and Bottle Washer are designed for facilities that require a heavy duty washer with the same features as a floor mounted cage washer but in a smaller cabinet configuration.

- High pressure rotary spray arm system
- Choice of cabinet size and door configuration
- Touchscreen controls
- Steam or electric heating system
- Loading racks for bottles or cages



G403 Series Multi-level Glassware Washer

The BetterBuilt G403 Series Multi-level Glassware Washer is available as a vertical lift single door configuration with a unique four level cantilevered loading and handling design ideal for laboratory glassware.

- Mirror finished chamber interior
- Single door, vertical lift
- Touchscreen controls
- Removable spray racks
- Top and bottom mounted rotary spray arms
- Loading racks with individual spindle jets
- Steam or electric heating systems

G403PT Series Multi-level Glassware Washer

The BetterBuilt G403PT Series Multi-level Glassware Washer is available as a vertical lift two door pass-through configuration with a unique modular multi-tiered loading and handling design ideal for laboratory glassware.

- Mirror finished chamber interior
- Two door, vertical lift, pass through design
- Touchscreen controls
- Modular multi-tiered loading rack
- Top and bottom mounted rotary spray arms
- Loading racks with individual spindle jets
- Steam or electric heating systems
- Automated glassware handling system



G302 Laboratory Glassware Washer

The BetterBuilt G302 Laboratory Glassware Washer provides heavy duty cleaning performance in a drop down door, single level, spindle header loading rack designed washer that will last for decades.


- Top and bottom mounted rotary spray arms
- Two chamber sizes available
- Steam or electric heating systems
- Touchscreen controls
- Numerous spindle header loading racks
- Single drop down door

D900 Glassware Dryer

The BetterBuilt D900 Glassware dryer features a fan driven convection air pattern for uniform heat within the cabinet. This high speed dryer is a companion to our Glassware Washer model G302.

- Large capacity chamber
- Stainless steel adjustable wire shelves
- Digital temperature controls
- Optional loading track for racks





BF Series Bottle Fillers

The BetterBuilt BF Series Bottle Fillers provide uniform water delivery using either manual or automatic controls. All stainless steel construction, these units handle either 25 or 36 position common bottle baskets.

- Easy glide basket slides
- Adjustable height manifold
- Removable manifold for cleaning purposes
- Adjustable automatic fill timer
- Custom sizes and configurations available



D600 Series Dry Heat Sterilizers

The BetterBuilt D600 Series Dry Heat Sterilizers uses electric generated forced-air convection technology for reduced energy consumption. Compared to steam autoclaves, no water usage is required, maintenance is less, and cost to own and operate is lower. Installation is simple and flexible with onsite assembly capability.


- High energy, efficient electric heaters
- Direct driven blowers
- Multi-zone regions for greater efficiencies
- Hepa filtration
- Modular construction
- Dual touchscreens
- Floor mounted
- Optional automated conveyORIZED system
- Customized lengths available



Activ™ Automation Solutions

We offer a wide variety of automated solutions to meet the challenges facing washing facilities in the laboratory and animal research industries. Our full range of automation solutions include:

- Activ Robotic Operating Solutions (ROS)
- Activ Integrated Automation Solutions (IAS)
- Activ Automated Dump Station (ADS)
- Activ Soiled Diverter Station (SDS)
- Activ Clean Diverter Station (CDS)
- Activ Automated Conveyor Systems (ACS)
- Activ view data collection & control system
- Activ pm component usage & operation tracking
- Activ view lite monitoring system



C200 Series

The BetterBuilt C200 Series Chute Bedding Dispenser is designed to accept rodent cages manually. Variable timed pneumatic valves simultaneously open to fill bedding into cages aligned beneath dispensing chutes. A precise controlled amount of fresh, free-flowing bedding materials is dispensed into each cage bottom.

- Precise dispensing controls
- Pneumatic flap valves
- Manually or automatically filled
- Optional dust collection system

D200 Series Automatic Bedding Dispensers

The BetterBuilt D200 Series Bedding Dispenser is an automatic, rain fall type, conveyor unit designed to dispense bedding into cages as they pass through the dispenser. This unit is designed to accept rodent cages as they are discharged from a tunnel cage washer, or as a stand-alone unit capable of handling most solid bedding materials.

- Rubber coated rollers, minimize noise
- O-ring tension design drives rollers
- Patented controlled flipping of cages
- Integrated with tunnel cage washer
- Manual speed controls for rollers and dispensing
- Safety sensor on bedding hopper lid
- Photo-electric sensor at unload end
- Dust control system options





V700 Series Decontamination Chamber

The BetterBuilt V700 Series Decontamination Chamber is a heavy duty, single chamber, floor loading, and air tight chamber which provides a location for the decontamination of various laboratory items, equipment, materials, instruments and electronics. The integration of either Vapor Hydrogen Peroxide or Chlorine Dioxide generation equipment is provided.

- Modular stainless steel construction
- Pneumatic exhaust damper
- Inflatable door gasket
- Ceiling mounted nozzles
- Internal electrical outlets
- Internal distribution fans
- Personnel safety features

MW Series Modular Walls

The BetterBuilt MW Series Modular Walls provide a barrier from unwanted sound, heat and contamination. The insulated panels are a solid, sturdy, easily installed system which is custom fabricated to suit site conditions.

- Insulated panels
- 18 Ga. stainless steel covering on both sides
- Prefab panels connected with cam-locks
- Doors, viewing windows, removable access panels



DD Series Downdraft Necropsy Tables

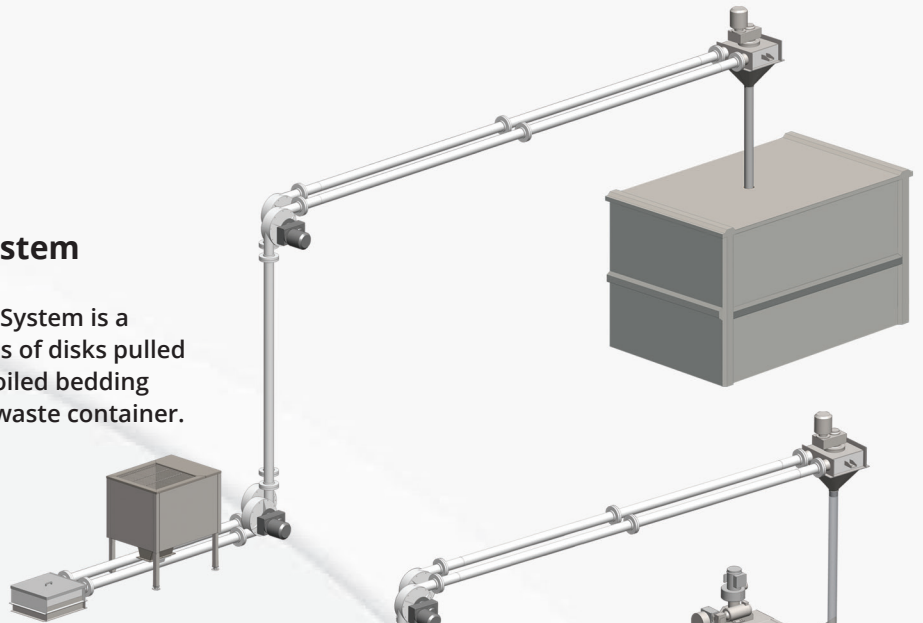
The BetterBuilt DD Series Downdraft Necropsy Tables provide an adjustable yet uniformed downward airflow, for full protection from strong fumes and odors.

- All stainless steel construction
- Lift-out hand sink
- Perforated work surface
- Removable air baffles
- Cold water wash down capabilities
- Easy to clean



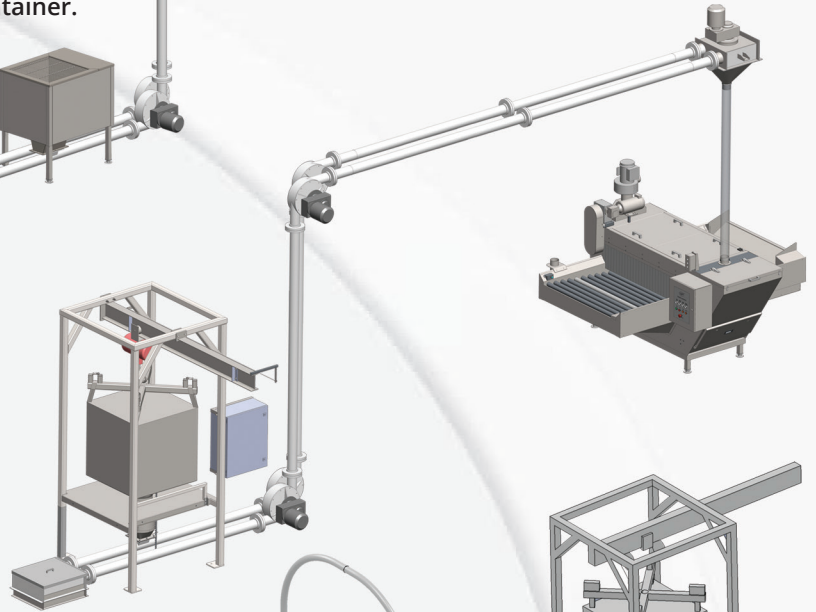
S200 Soiled Bedding Disposal System

The Sure-Flo™ S200 Soiled Bedding Disposal System is a tubular drag-chain using a continuous series of disks pulled through a transport pipe to convey moist soiled bedding and materials from a cage wash room to a waste container.



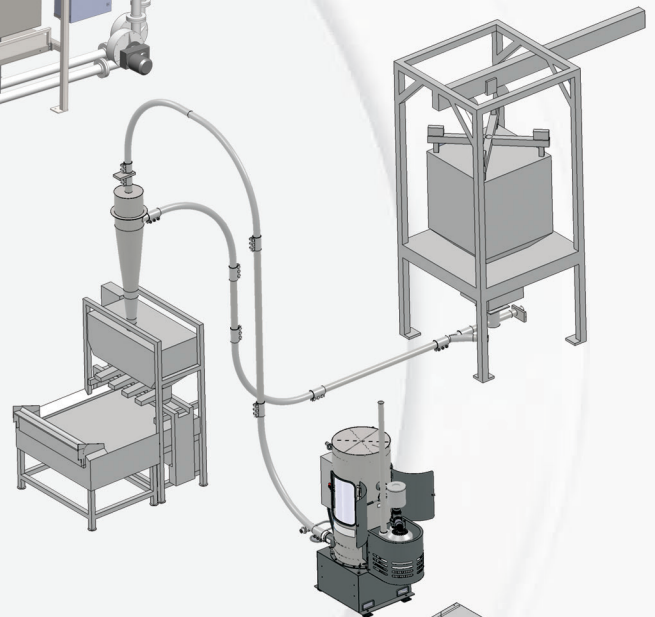
S210 Clean Bedding Delivery System

The Sure-Flo S210 Series Clean Bedding Delivery System is a tubular drag-chain conveying system designed to transport dry clean bedding within a cage wash facility to a bedding dispenser.



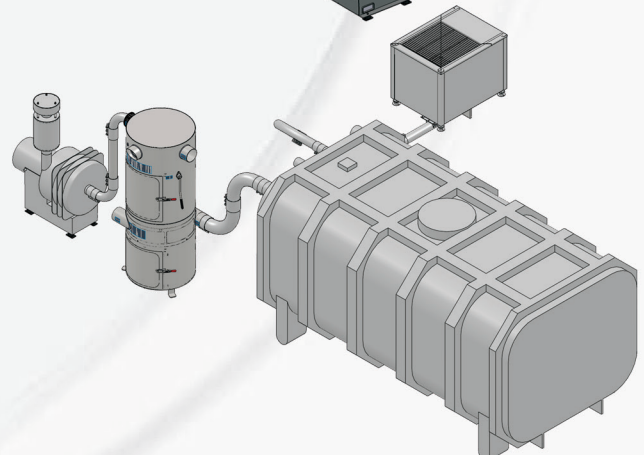
S270 Clean Bedding Delivery System

The Sure-VAC™ S270 Clean Bedding Delivery System is designed to pneumatically convey clean animal bedding from bulk storage to a bedding dispenser.



S260 Soiled Bedding Disposal System

The Sure-VAC S260 Soiled Bedding Disposal System is designed to pneumatically convey soiled bedding and materials from a cage wash room to a sealed vacuum waste container.



An Allentown company

® Allentown, LLC. All Rights Reserved.
WWW.ALLENTOWNINC.COM
www.nsc-betterbuilt.com